


LK 841 ThermoMix® 2.0

- Octagonal key grip
- Compact design
- Low internal leakage



Technical Data

Working temperature:	Min. 5 °C/Max. 110 °C (120 °C briefly)
Ambient temperature:	Min. 5 °C/Max. 60 °C
Max. working pressure:	1.0 MPa (10 bar)
Max. differential pressure:	100 kPa (1 bar)
Leakage:	< 1.5% of Kvs at 50 kPa
Angle of rotation:	90°/360°
Torque:	< 1 Nm
Media 1:	Water - Glycol mixture max. 50% Ethanol mixture max. 30%
Thread standard:	Rp - female thread, G - male thread
Material, valve body:	Brass EN 12165 CW617N
Material, internal cover:	PPS Composite
Material, slide/spindle:	Brass EN 12165 CW617N
Other data:	Material, external cover: Aluminium DN 15-32, Composite DN 40-50 Spindle sealing: Two O-rings
Material, sealing:	EPDM

LK 841 ThermoMix® 2.0 is designed for heating systems where a high return temperature is required to prevent corrosion and thus extend the life length of the heat source.

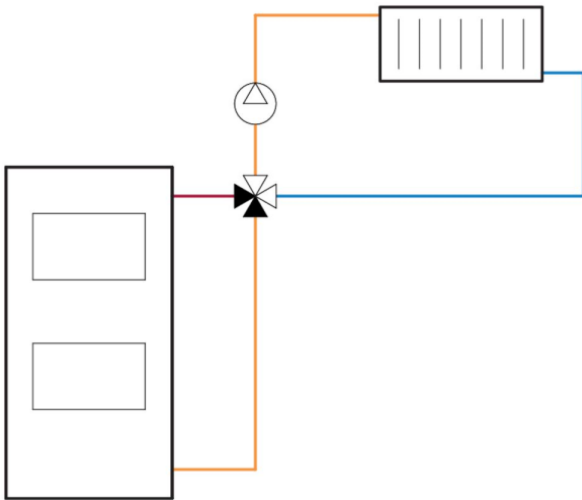
The valve is suitable for motorization and can be fitted with insulation. For more information, see the insulation data sheet.

A compact design and an octagonal key grip gives an easier access and installation in tight spaces. The valve can be installed in any position and LK 841 ThermoMix® 2.0 can easily be adapted for right- or left-hand mounting.

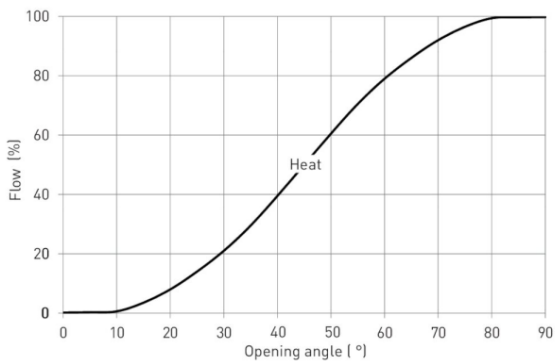
The valve requires no maintenance but the installation should be



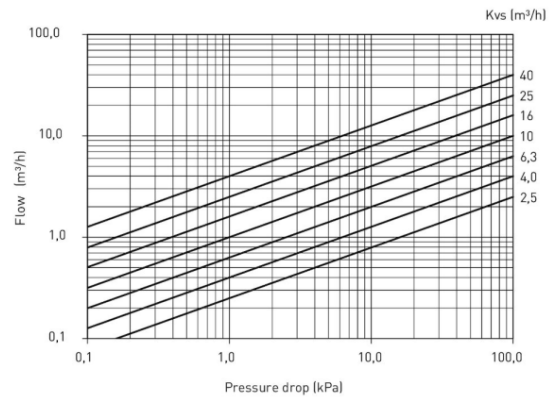
checked regularly.



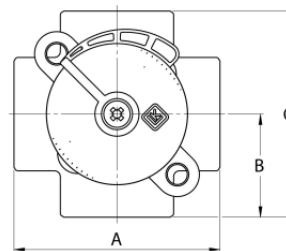
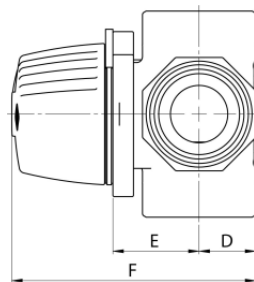

Valve Characteristics



CAPACITY DIAGRAM



LK 841 2.0 - Female thread



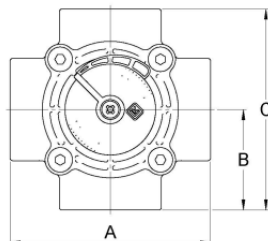
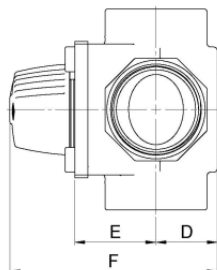

Article	Dim.	Kvs m ³ /h	A mm	B mm	C mm	D mm	E mm	F mm	Weight (kg)
181940	F ½"	2,5	70	35	70	18	29	81	0.7
181941	F ¾"	4,0	70	35	70	18	29	81	0.5
181942	F ¾"	6,3	70	35	70	18	29	81	0.5



Article	Dim.	Kvs m ³ /h	A mm	B mm	C mm	D mm	E mm	F mm	Weight (kg)
181943	F 1"	10,0	70	35	70	20	29	83	0.5
181944	F 1¼"	16,0	84	42	84	24	32	90	0.8

Other dimensions on request.

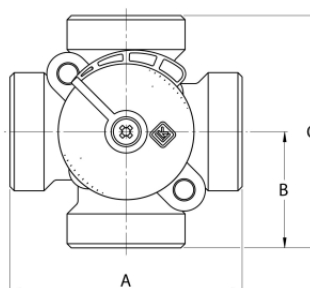
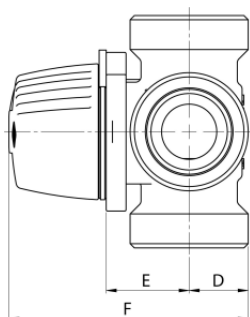

LK 841 2.0 - Female thread



Article	Dim.	Kvs m ³ /h	A mm	B mm	C mm	D mm	E mm	F mm	Weight (kg)
181945	F 1½"	25,0	106	53	106	33	43	110	1.6
181946	F 2"	40,0	106	53	106	33	43	110	1.7

Other dimensions on request.

LK 841 2.0 - Male thread

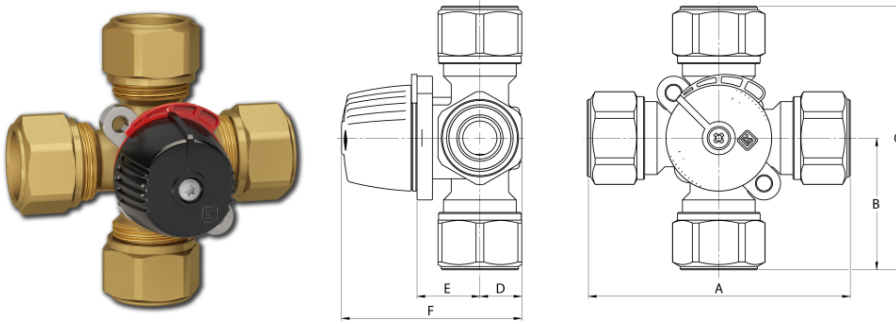


Article	Dim.	Kvs m ³ /h	A mm	B mm	C mm	D mm	E mm	F mm	Weight (kg)
181949	M 1"	6,3	80	40	80	18	29	81	0.5

Other dimensions on request.



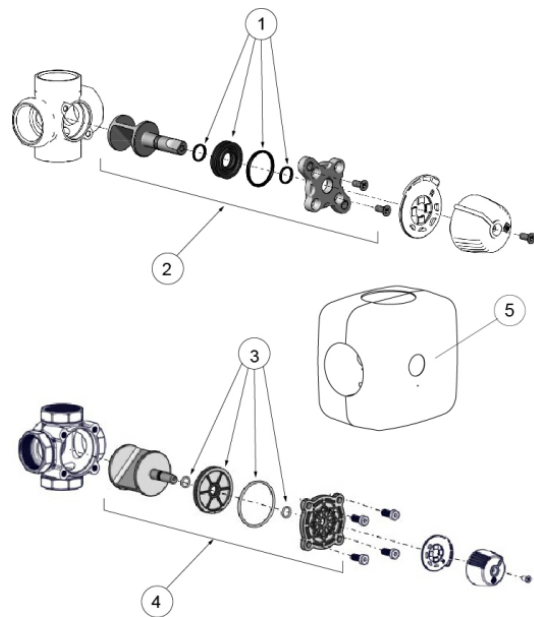
LK 841 2.0 - Compression Fitting



Article	Dim.	Kvs m ³ /h	A mm	B mm	C mm	D mm	E mm	F mm	Weight (kg)
181986	22 mm	2,5	114	57	114	18	29	81	0.9

Other dimensions on request.

Accessories & Spare parts



Article no.	Article	Position
187187	Sealing kit LK 840/841 DN 15-20	1
187188	Sealing kit LK 840/841 DN 25	1
187197	Sealing kit 840/841 2.0, DN 32	1
187194	Repair kit 841 2.0, DN 15-20	2
187195	Repair kit 841 2.0, DN 25	2
187198	Repair kit 841 2.0, DN 32	2
187189	Sealing kit 840/841 2.0, DN 40-50	3
187196	Repair kit 841 2.0, DN 40-50	4
187107	Insulation, DN 15-20	5
187108	Insulation, DN 25-32	5

